

Getting started on IndAXonline

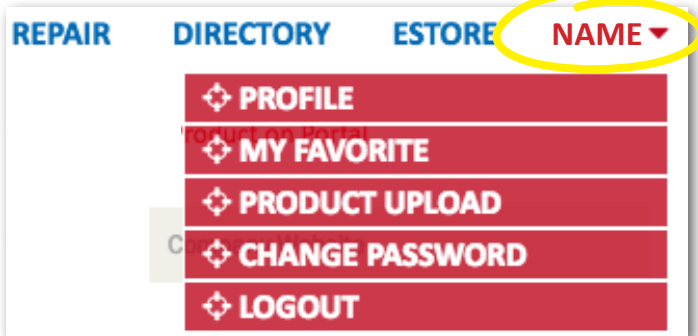
Frequently Asked Questions



IndAXonline is **India's largest online open marketplace** for new, used, refurbished and unutilized automation assets that include components of PLC systems, Scada, RTU, VFDs and other industrial & Electrical Control Systems along with services. The portal has unique functionalities that include **Trading, Repair & Field services, eStore and Brand Enhancement opportunities.**

Q: DO I NEED TO REGISTER TO USE INDAXONLINE?

You have a choice to register your profile on IndAXonline. Creating an account provides you with more flexibility and ease of executing transactions on the portal.

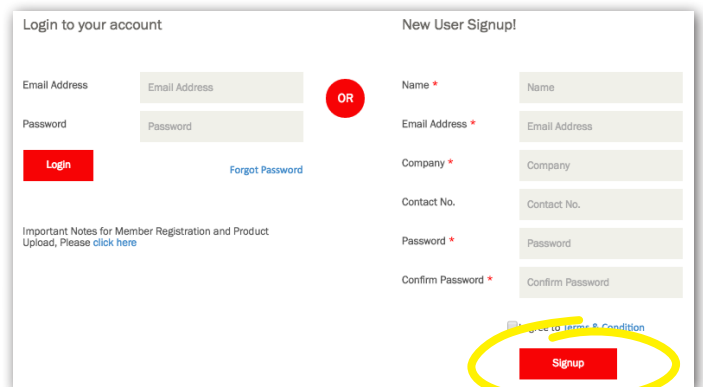
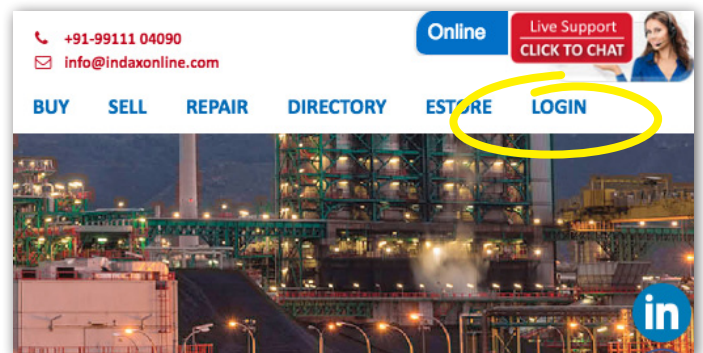


A registered account will give you instant access to:

- Edit your profile
- Update your email account
- View list of favorite products you have saved
- Upload products to buy / sell / repair
- Edit / remove your ADs of your uploaded product
- Change your password
- Interact directly with buyers, sellers, service providers

Q: HOW TO CREATE AN ACCOUNT ON INDAXONLINE?

- Click "LOGIN" at the top right corner of the page.
- On the next page, enter the requested information and click "SIGN UP"



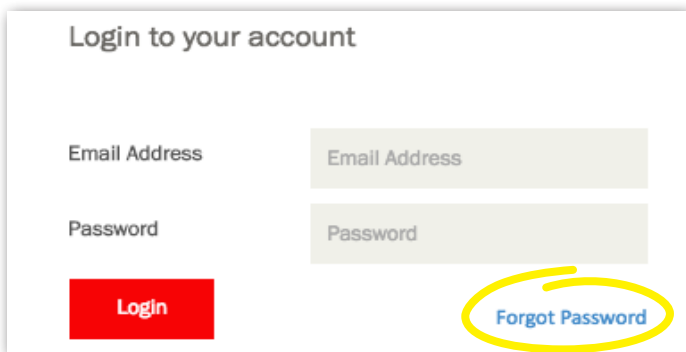
- You will receive a confirmation email to complete registration.
- In case you don't receive the email, check the spam and promotions folders of your e-mail account!

Q: WHY DO I NEED A PASSWORD?

Every user who registers with IndAXonline via an email account requires a password to maintain the privacy of information and access various value-added services from IndAXonline. It also enables the you to login from any device and control ADs.

Q: I HAVE FORGOTTEN MY ACCOUNT PASSWORD. HOW DO I ACCESS THE PORTAL?

- Click the "FORGOT PASSWORD" link included on the 'LOGIN' screen.



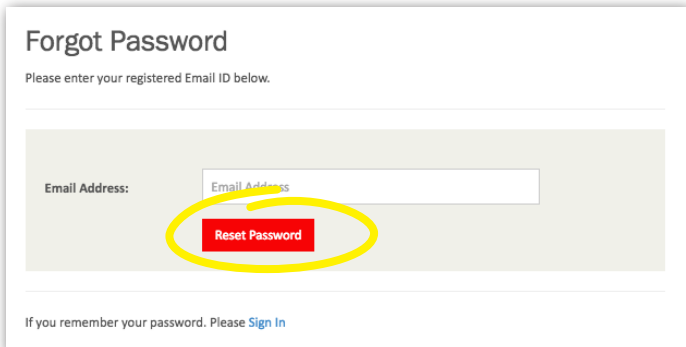
Login to your account

Email Address

Password

[Login](#) [Forgot Password](#)

- Fill the 'FORGOT PASSWORD' form.



Forgot Password

Please enter your registered Email ID below.

Email Address:

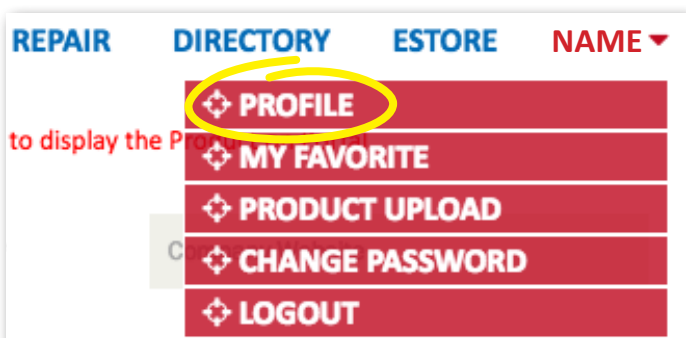
[Reset Password](#)

If you remember your password. Please [Sign In](#)

- You will receive an email (with a link) to reset your new password.

Q: HOW DO I UPDATE MY PROFILE?

- After you have logged in to IndAXonline, click on the "PROFILE" tab.



REPAIR DIRECTORY ESTORE NAME

[PROFILE](#)

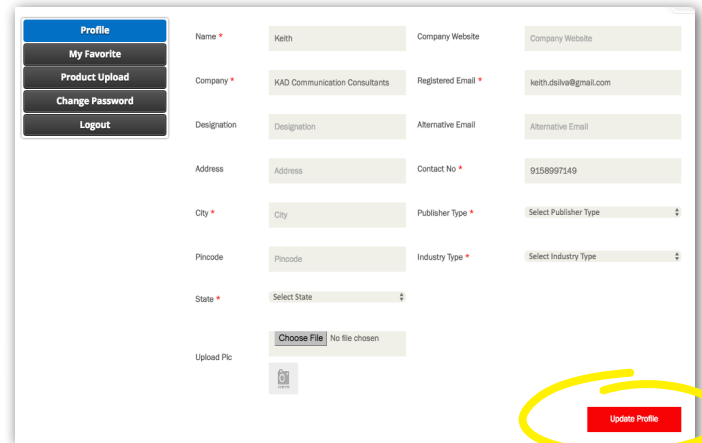
[MY FAVORITE](#)

[PRODUCT UPLOAD](#)

[CHANGE PASSWORD](#)

[LOGOUT](#)

- You will be able to update details in your profile, including your alternate email address.
- Once you have updated these, click "UPDATE PROFILE".



Profile

Name * Keith Company Website Company Website

Company * KAD Communication Consultants Registered Email * keith.dshva@gmail.com

Designation Designation Alternative Email Alternative Email

Address Address Contact No * 9158997149

City * City Publisher Type * Select Publisher Type

Pincode Pincode Industry Type * Select Industry Type

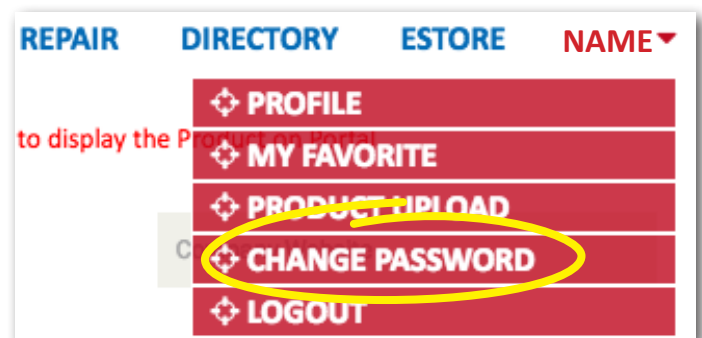
State * Select State

Upload Pic No file chosen

[Update Profile](#)

Q: HOW DO I CHANGE THE PASSWORD FOR MY ACCOUNT?

- After you have logged in to IndAXonline, click on the "CHANGE PASSWORD" tab.



REPAIR DIRECTORY ESTORE NAME

[PROFILE](#)

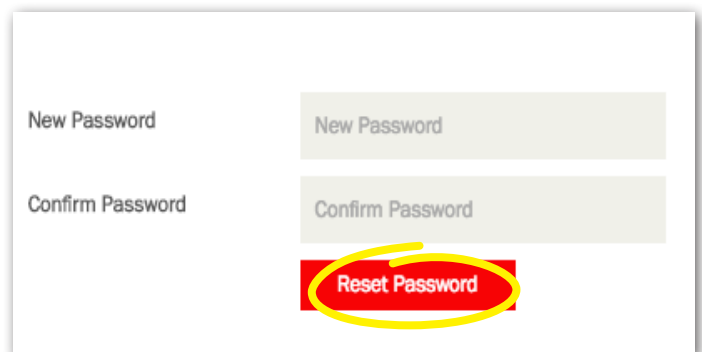
[MY FAVORITE](#)

[PRODUCT UPLOAD](#)

[CHANGE PASSWORD](#)

[LOGOUT](#)

- Enter your new password and click "RESET PASSWORD."



New Password

Confirm Password

[Reset Password](#)

- Once done, you will receive an e-mail to activate it.

Q: HOW CAN I DELETE MY INDAXONLINE ACCOUNT?

To do this, email us at info@indaxonline.com from your registered email ID or contact our helpdesk at +91-99111 04090.